



**KEDIA** ADVISORY

# DAILY COTTON REPORT

18 Feb 2025

- **COTTON**
- **COCUDAKL**
- **KAPAS**
- **COTWASOIL**

**Kedia Stock & Commodities Research Pvt. Ltd.**

Research Advisory | White Labelling | Digital Marketing



## Cotton Complex

Commodity	Expiry	Open	High	Low	Close	% Change
COTTONCANDY	31-Mar-25	54150.00	54150.00	54150.00	54150.00	0.28
COCUDA KL	20-Mar-25	2,677.00	2,683.00	2,664.00	2,680.00	0.00
COCUDA KL	17-Apr-25	2,710.00	2,715.00	2,698.00	2,710.00	-0.07
KAPAS	30-Apr-25	1,477.00	1,485.50	1,477.00	1,485.50	0.61
COTWASOIL	20-Mar-25	0.00	0.00	0.00	1,268.20	0.11

## International Rates

Commodity	Price	Open	High	Low	% Chg
US COTTON	68.31	68.18	68.85	68.10	0.48
ZCE COTTON	13715.00	13630.00	13775.00	13630.00	0.00
ZCE COTTON YARN	18700.00	18700.00	18700.00	18700.00	0.00

Cottoncandy prices settled 0.28% higher at ₹54,150 as the Cotton Corporation of India (CCI) is expected to procure over 100 lakh bales at the Minimum Support Price (MSP) in the current season. The Cotton Association of India (CAI) projects overall cotton output for 2024-25 to drop to 301.75 lakh bales due to lower yields in Gujarat and northern states, compared to 327.45 lakh bales in the previous season. Despite the decline in production, the quality of cotton remains strong. By the end of January 2025, total cotton supply is estimated at 234.26 lakh bales, including 188.07 lakh bales of fresh pressings, 16 lakh bales of imports, and 30.19 lakh bales of opening stock. Domestic consumption is projected at 315 lakh bales for the season, while exports are expected to decline to 17 lakh bales from 28.36 lakh bales in 2023-24. Stocks at the end of January are estimated at 112.26 lakh bales, with 27 lakh bales held by textile mills and 85.26 lakh bales with CCI and other market participants. Globally, Brazil's cotton production for 2024-25 is expected to rise by 1.6% to 3.76 million tons, with a 4.8% expansion in planting area. Meanwhile, China's cotton production is projected to increase by one million bales. Technically, the market remains in short covering, with open interest unchanged at 258 contracts. Cottoncandy has support at ₹54,150, while resistance is also seen at the same level. A breakout above could push prices higher.

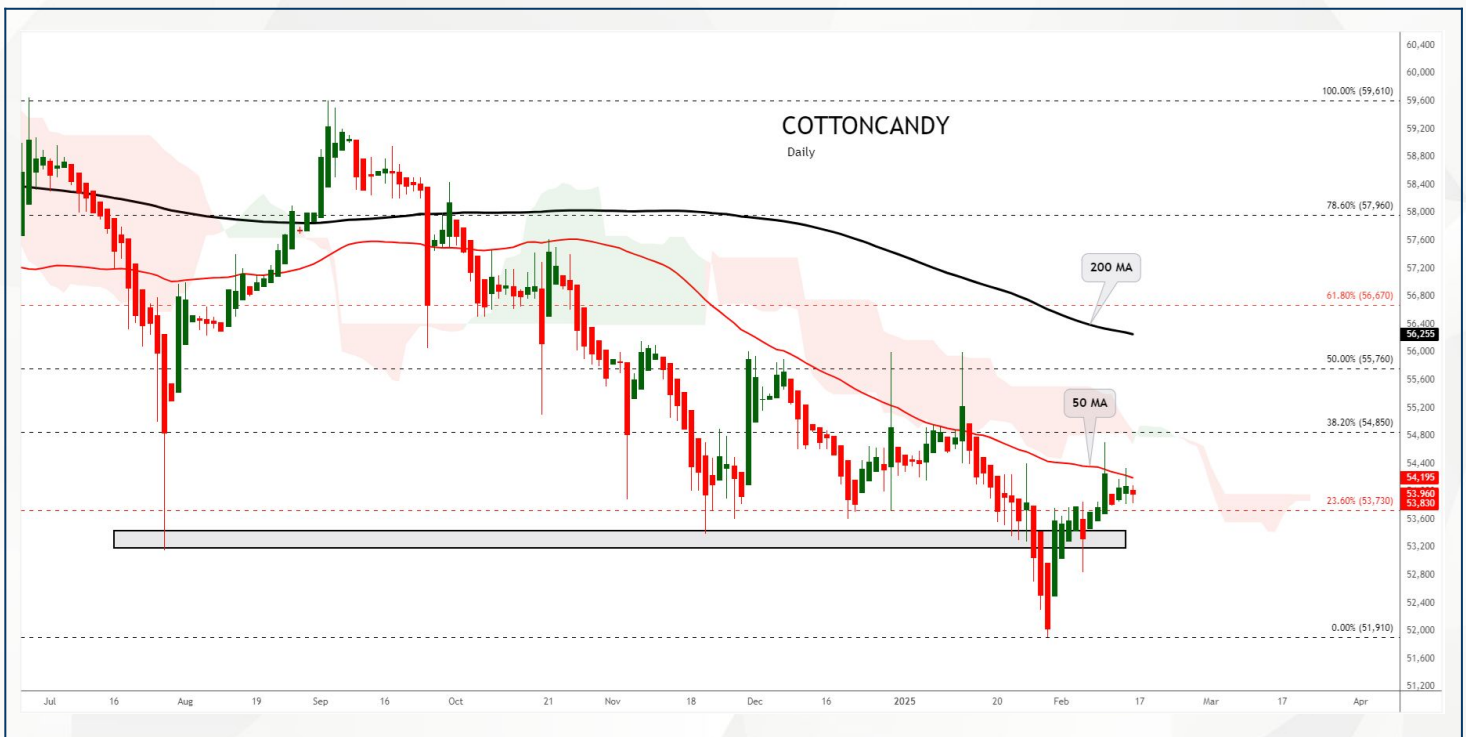
## Spot Rates

Commodity	Location	Price	% Chg
29 mm Cotton	राजकोट	25,636.75	-0.1
29 mm Cotton	कादी	25,576.50	0.17

## Open Interest Snapshot

Commodity	Expiry	% Change	% Oi Change	Oi Status
COTTONCANDY	31-Mar-25	0.28	0.00	Short Covering

## Technical Chart



**BUY COTTONCANDY MAR @ 54000 SL 53700 TGT 54300-54500. MCX**

## Trading Levels

Commodity	Expiry	Close	R2	R1	PP	S1	S2
COTTONCANDY	31-Mar-25	54150.00	54150.00	54150.00	54150.00	54150.00	54150.00

Spot Rates

Commodity	Location	Price	% Chg
Cotton Seed Oilcake	आकोला	2,698.95	-0.01
Cotton Seed Oilcake	कादी	2,687.75	-0.49

Open Interest Snapshot

Commodity	Expiry	% Change	% Oi Change	Oi Status
COCUDAKL	20-Mar-25	0.00	5.80	Fresh Selling
COCUDAKL	17-Apr-25	-0.07	21.23	Fresh Selling

Technical Chart



**BUY COCUDAKL MAR @ 2670 SL 2635 TGT 2710-2740. NCDEX**

Trading Levels

Commodity	Expiry	Close	R2	R1	PP	S1	S2
COCUDAKL	20-Mar-25	2,680.00	2695.00	2676.00	2676.00	2669.00	2657.00
COCUDAKL	17-Apr-25	2,710.00	2725.00	2708.00	2708.00	2701.00	2691.00

## Spot Rates

Commodity	Location	Price	% Chg
Kapas	राजकोट	1,410.15	-0.23
Kapas	कादी	1,417.45	-0.23

## Open Interest Snapshot

Commodity	Expiry	% Change	% Oi Change	Oi Status
KAPAS	30-Apr-25	0.61	-0.18	Short Covering

## Technical Chart



**BUY KAPAS APR @ 1480 SL 1470 TGT 1495-1505. NCDEX**

## Trading Levels

Commodity	Expiry	Close	R2	R1	PP	S1	S2
KAPAS	30-Apr-25	1,485.50	1491.00	1489.00	1483.00	1481.00	1475.00

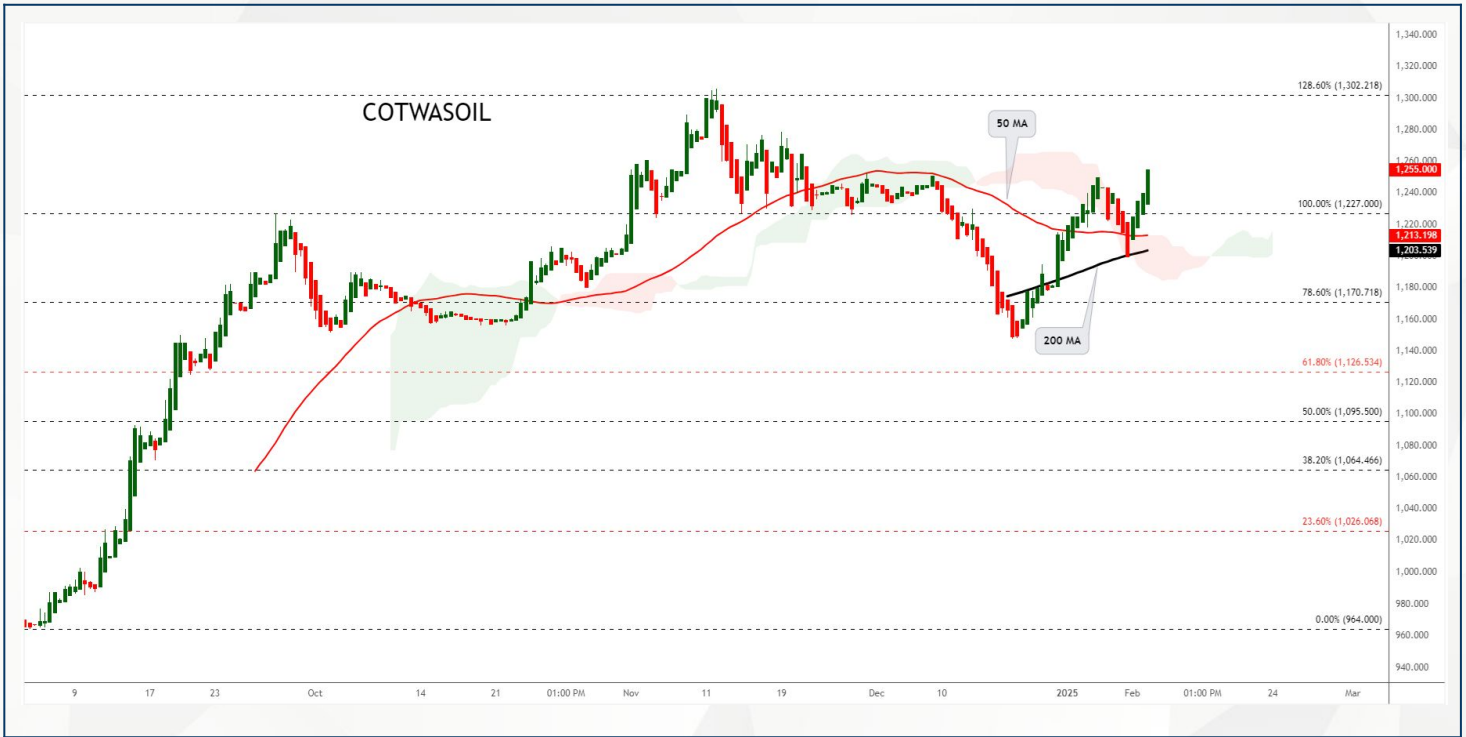
## Spot Rates

Commodity	Location	Price	% Chg
Cotton Wash Oil - Kadi	कादी	1,260.60	0.33

## Open Interest Snapshot

Commodity	Expiry	% Change	% Oi Change	Oi Status
COTWASOIL	20-Mar-25	0.11	0.00	Short Covering

## Technical Chart

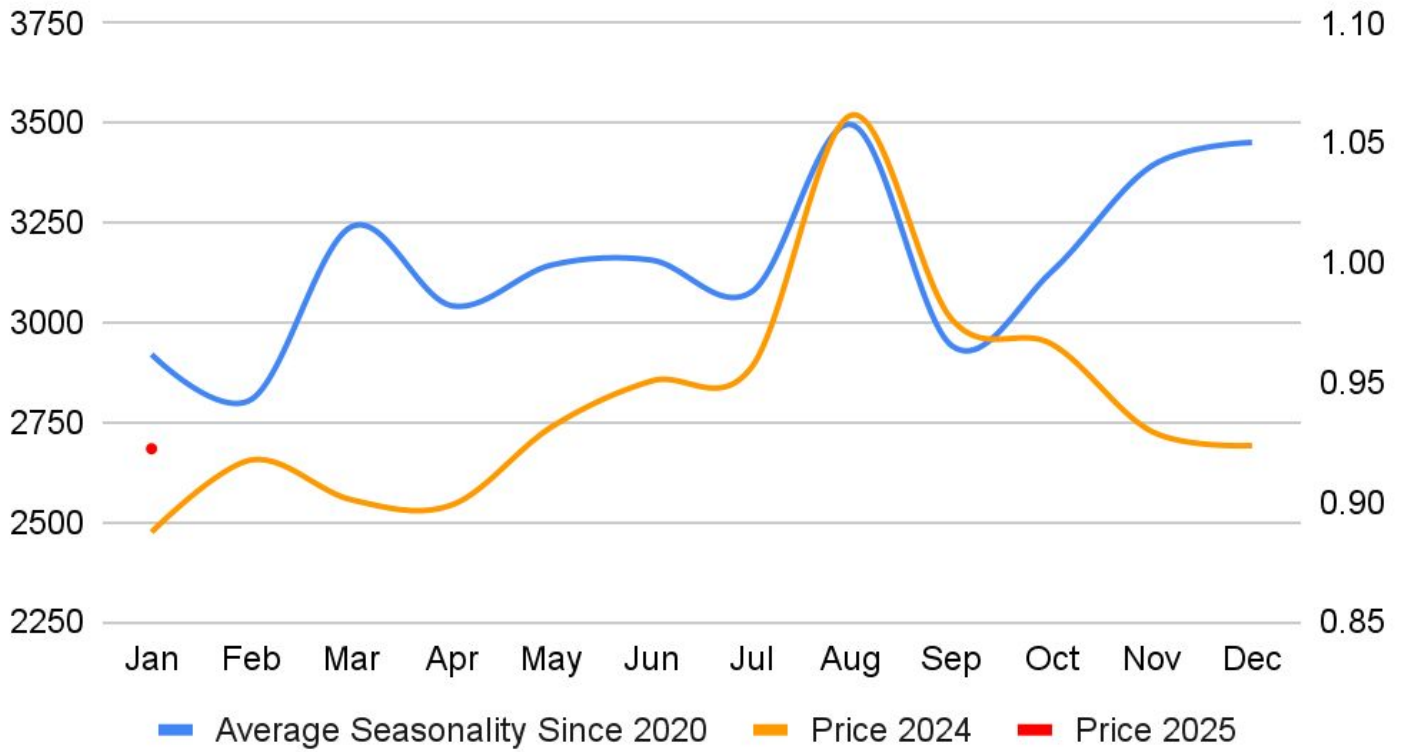


**SELL COTWASOIL MAR @ 1270 SL 1280 TGT 1260-1250. NCDEX**

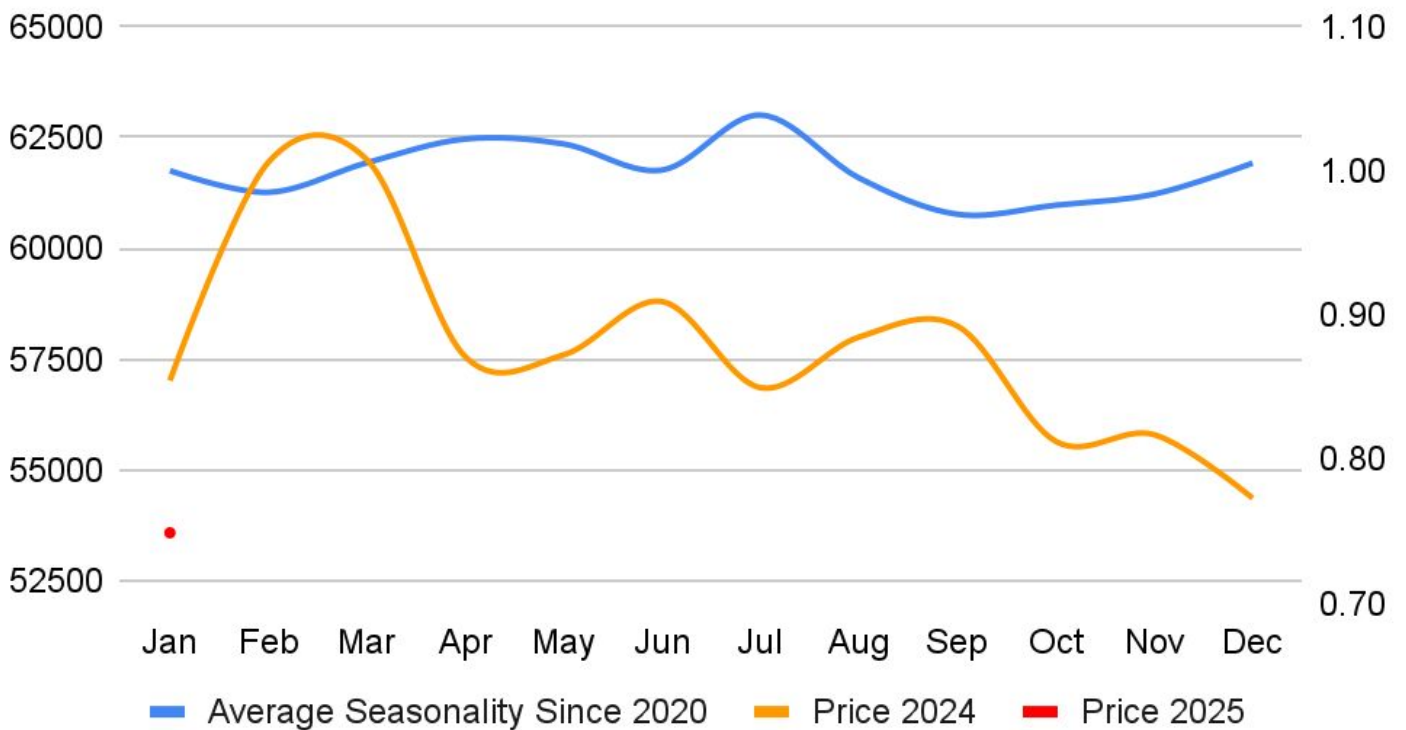
## Trading Levels


Commodity	Expiry	Close	R2	R1	PP	S1	S2
COTWASOIL	20-Mar-25	1,268.20	425.00	850.00	425.00	850.00	425.00

### NCDEX Cocudaki Seasonality



### MCX Cottoncandy Seasonality





## DISCLAIMER

KEDIA ADVISORY

This Report is prepared and distributed by Kedia Stocks & Commodities Research Pvt Ltd. Our SEBI REGISTRATION NUMBER - INH000006156. for information purposes only. The recommendations, if any, made herein are expressions of views and/or opinions and should not be deemed or construed to be neither advice for the purpose of purchase or sale through KSCRPL nor any solicitation or offering of any investment /trading opportunity. These information/opinions/ views are not meant to serve as a professional investment guide for the readers. No action is solicited based upon the information provided herein. Recipients of this Report should rely on information/data arising out of their own investigations. Readers are advised to seek independent professional advice and arrive at an informed trading/investment decision before executing any trades or making any investments. This Report has been prepared on the basis of publicly available information, internally developed data and other sources believed by KSCRPL to be reliable. KSCRPL or its directors, employees, affiliates or representatives do not assume any responsibility for or warrant the accuracy, completeness, adequacy and reliability of such information/opinions/ views. While due care has been taken to ensure that the disclosures and opinions given are fair and reasonable, none of the directors, employees, affiliates or representatives of KSCRPL shall be liable for any direct, indirect, special, incidental, consequential, punitive or exemplary damages, including lost profits arising in any way whatsoever from the information/opinions/views contained in this Report. The possession, circulation and/or distribution of this Report may be restricted or regulated in certain jurisdictions by appropriate laws. No action has been or will be taken by KSCRPL in any jurisdiction (other than India), where any action for such purpose (s) is required. Accordingly, this Report shall not be possessed, circulated and/ or distributed in any such country or jurisdiction unless such action is in compliance with all applicable laws and regulations of such country or jurisdiction. KSCRPL requires such a recipient to inform himself about and to observe any restrictions at his own expense, without any liability to KSCRPL. Any dispute arising out of this Report shall be subject to the exclusive jurisdiction of the Courts in India.

**KEDIA ADVISORY**

**KEDIA STOCKS & COMMODITIES RESEARCH PVT LTD**

Mumbai, India

SEBI REGISTRATION NUMBER - INH000006156

For more details, please contact: +91 93234 06035 / 96195 51022

Email: [info@kediaadvisory.com](mailto:info@kediaadvisory.com)

Regd.Off.: 1, 2, 3 & 4, 1st Floor, Tulip Bldg, Flower Valley Complex, Khadakpada Circle,  
Kalyan-(W), Mumbai-421301